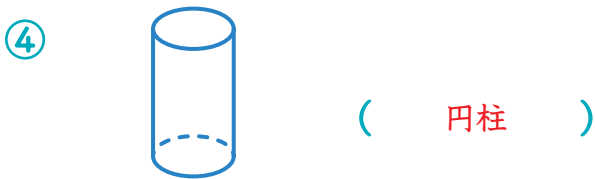
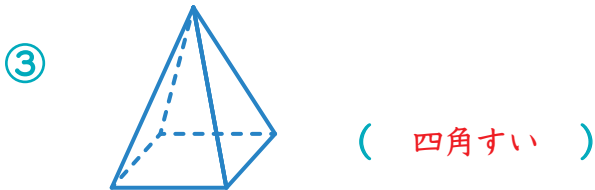
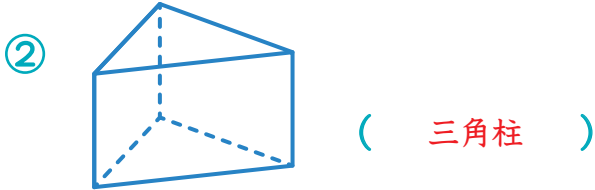
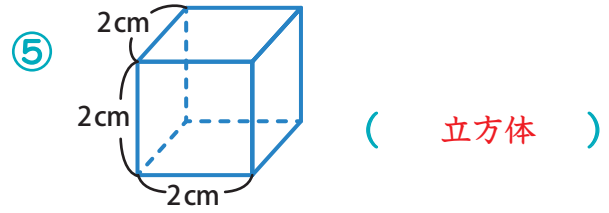
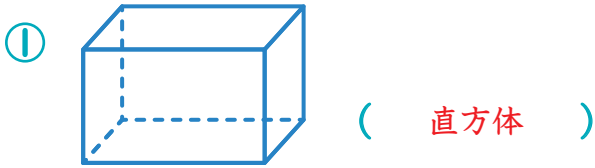
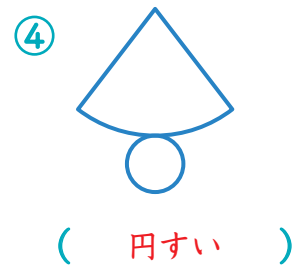
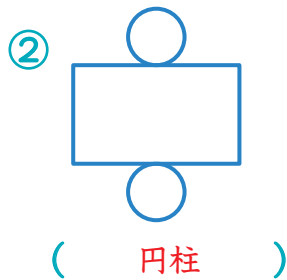
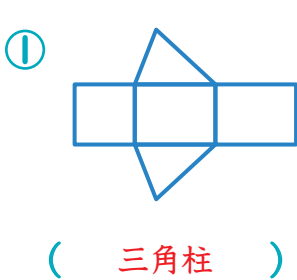


立体と体積

1 次の①～⑧の立体の名前を( )に書きましょう。各6点(48)



2 次の①～④の展開図を組み立てて出来る立体の名前を( )に書きましょう。各8点(32)



3 下の立体の展開図を右の方眼紙に書きましょう。  
ただし1マスを1cmとします。20点

