



漢字

# 書き順の決まり

## 8

漢字の書き順の決まりを覚える

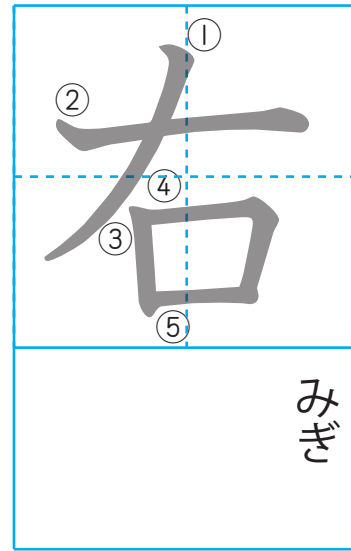
月 日  
名 前



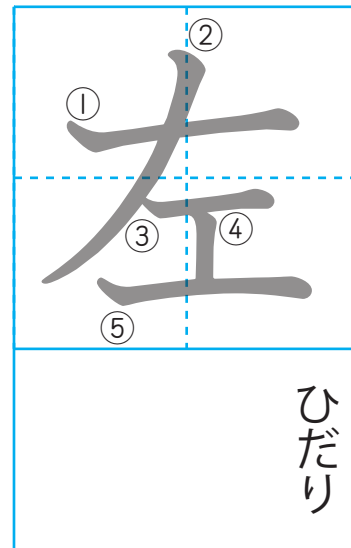
よこぼうと左はらいが  
あわゆるよきは、  
みじかいほう  
からかくよ。

「右」は  
おなじに見えて  
ちがうんだね！

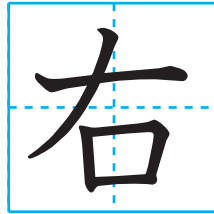
① 左はらい → よこぼう  
みじかい → ながい



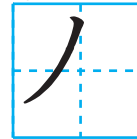
① よこぼう → ② 左はらい  
みじかい → ながい



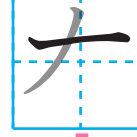
かきじゆん



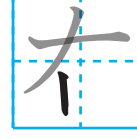
① 左はらい



② よこぼう



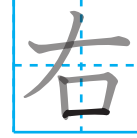
③ たてぼう



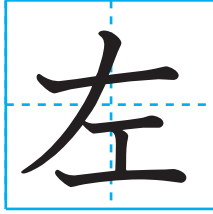
④ カクツ



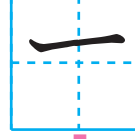
⑤ よこぼう



かきじゆん



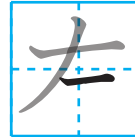
① よこぼう



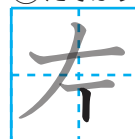
② 左はらい



③ よこぼう



④ たてぼう



⑤ よこぼう



■ れんしゅして みやまー

※「左」とおなじく、右は「みじかい」からかくかんじは「友」などもそうなんだ！

Handwriting practice grid for the character '左' (left). The first row shows the character with stroke order numbers. The next two rows show the character in a lighter font for tracing. The remaining rows are empty for independent practice.

Handwriting practice grid for the character '右' (right). The first row shows the character with stroke order numbers. The next two rows show the character in a lighter font for tracing. The remaining rows are empty for independent practice.

