


# 垂直な線・平行な線を引く練習 (1)

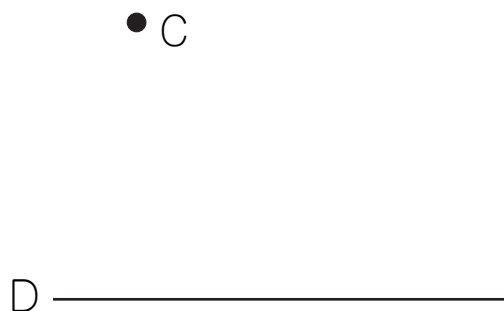
名前 \_\_\_\_\_

点Aをとって、線Bに垂直な直線を三角定規<sup>じょうぎ</sup>を使ってかきましょう。  
点Cをとって、線Dに平行な直線を三角定規を使ってかきましょう。

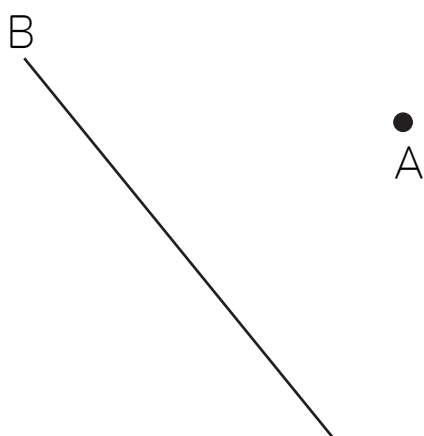
(1)



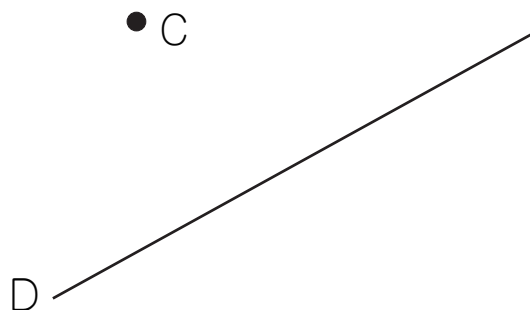
(2)



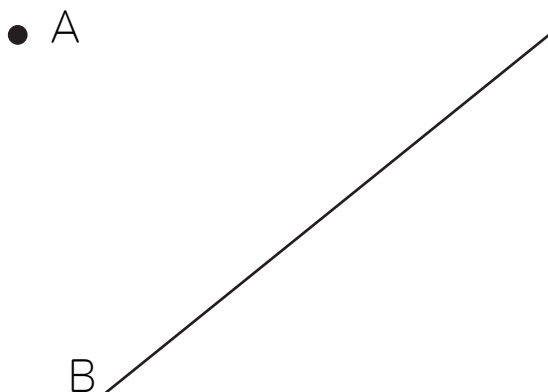
(3)



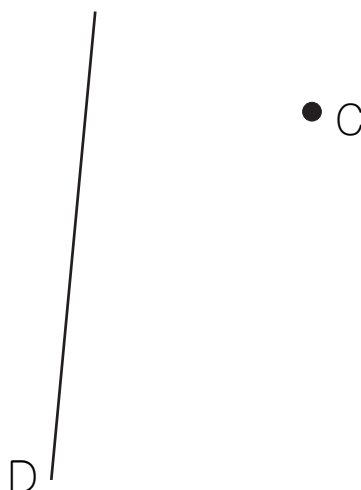
(4)



(5)



(6)

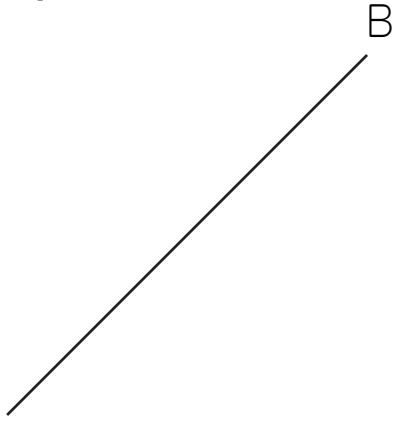


# 垂直な線・平行な線を引く練習 (2)

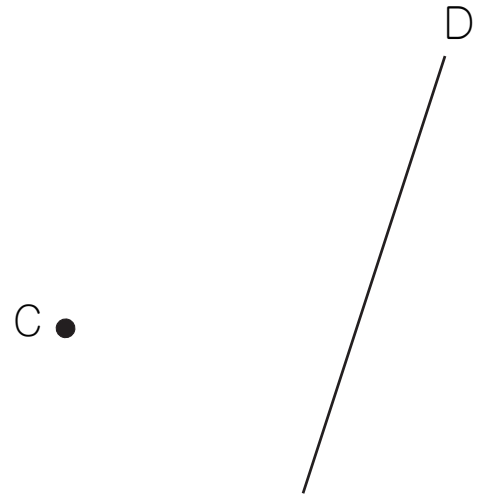
名前 \_\_\_\_\_

点Aをとって、線Bに垂直な直線を三角定規<sup>じょうぎ</sup>を使ってかきましょう。  
点Cをとって、線Dに平行な直線を三角定規を使ってかきましょう。

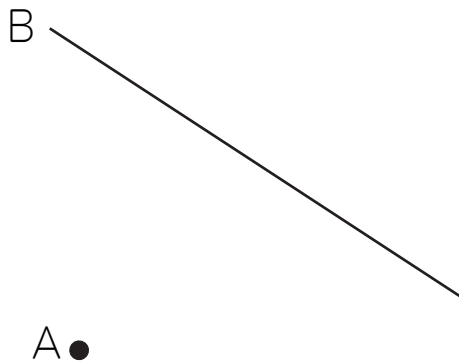
(1) ● A



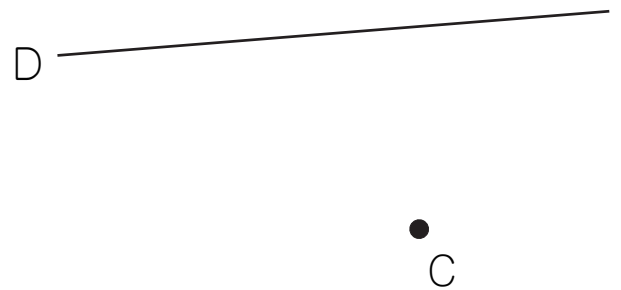
(2)



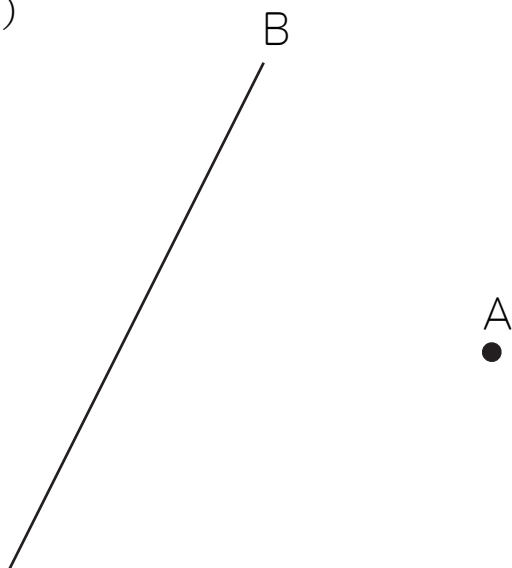
(3)



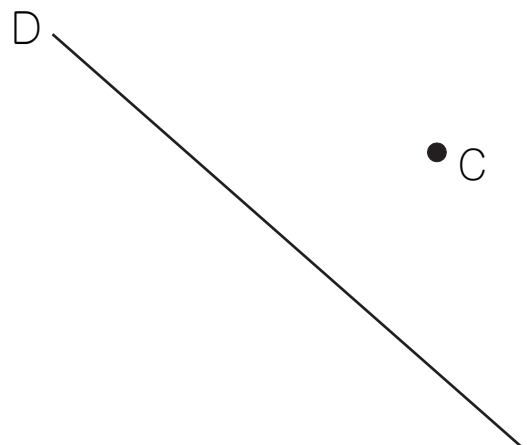
(4)



(5)



(6)

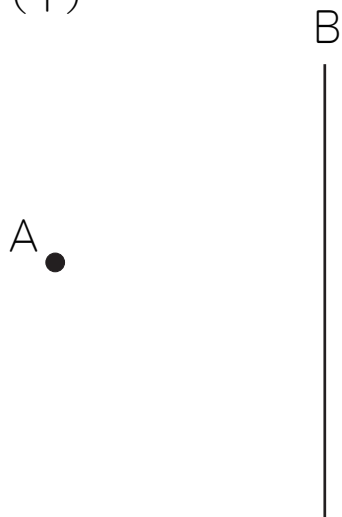


# 垂直な線・平行な線を引く練習 (3)

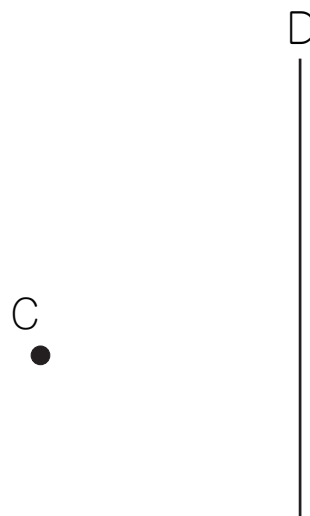
名前 \_\_\_\_\_

点Aをとって、線Bに垂直な直線を三角定規<sup>じょうぎ</sup>を使ってかきましょう。  
点Cをとって、線Dに平行な直線を三角定規を使ってかきましょう。

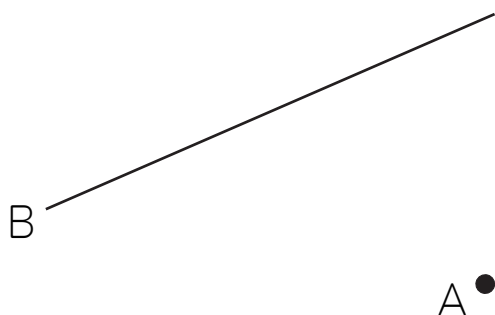
(1)



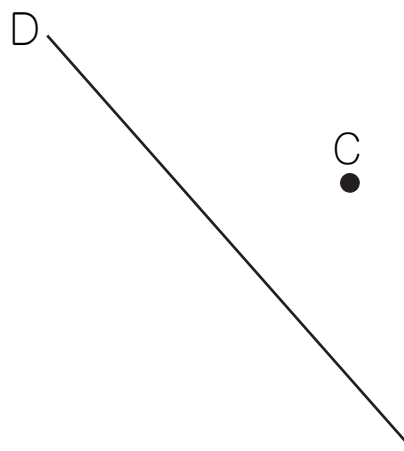
(2)



(3)



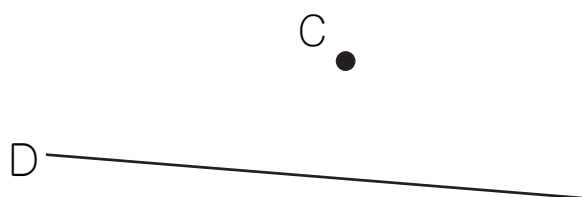
(4)



(5)



(6)



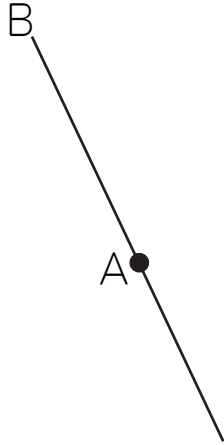
A ●

# 垂直な線・平行な線を引く練習 (4)

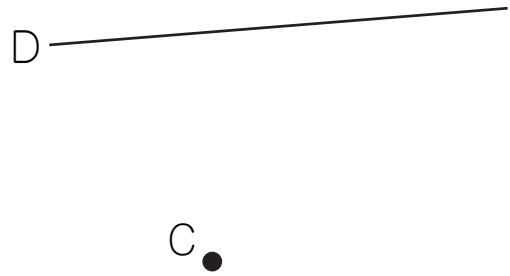
名前 \_\_\_\_\_

点Aをとって、線Bに垂直な直線を三角定規じょうぎを使ってかきましょう。  
点Cをとって、線Dに平行な直線を三角定規を使ってかきましょう。

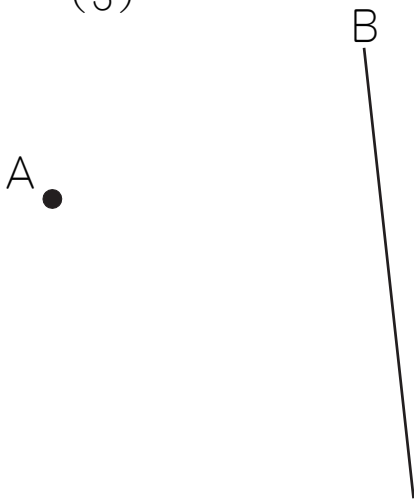
(1)



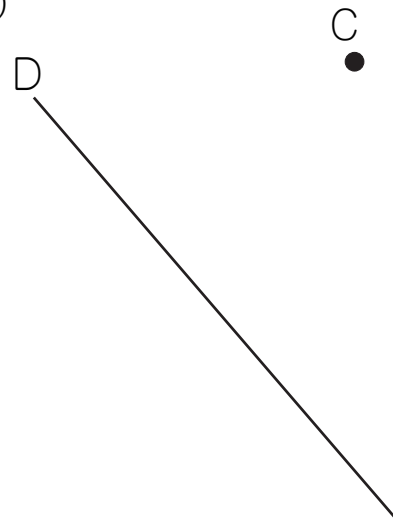
(2)



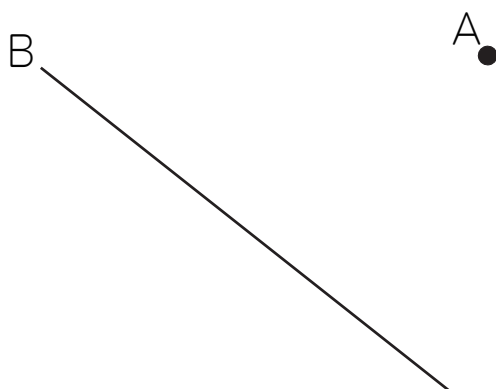
(3)



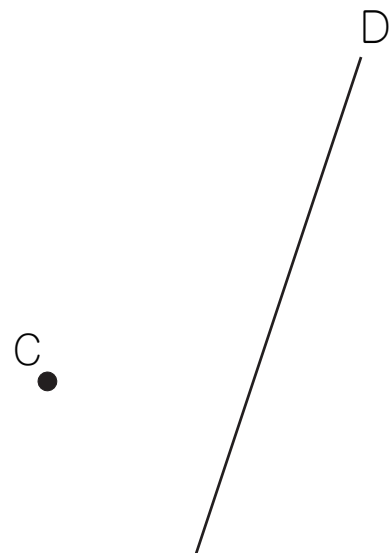
(4)



(5)



(6)

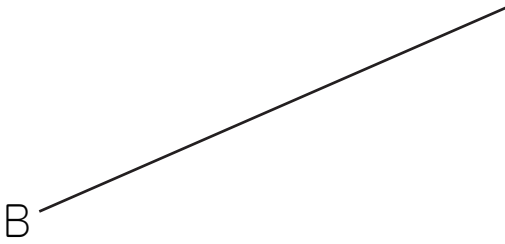


# 垂直な線・平行な線を引く練習 (5)

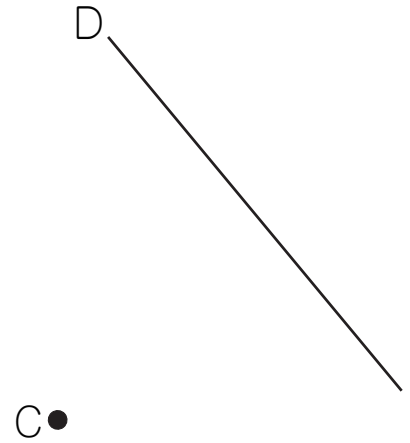
名前 \_\_\_\_\_

点Aをとって、線Bに垂直な直線を三角定規<sup>じょうぎ</sup>を使ってかきましょう。  
点Cをとって、線Dに平行な直線を三角定規を使ってかきましょう。

(1) A●

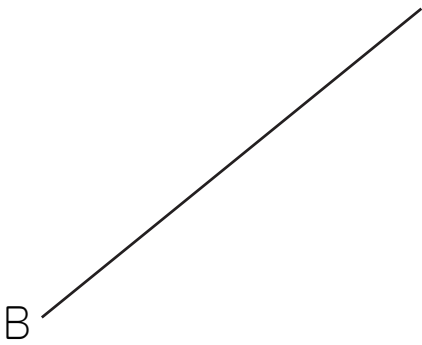


(2)

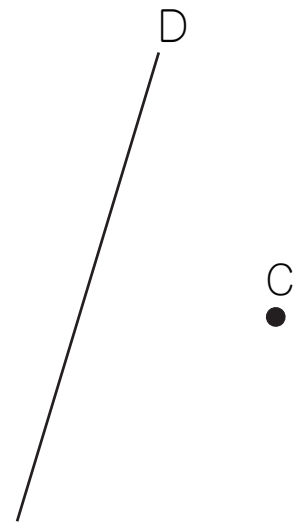


(3)

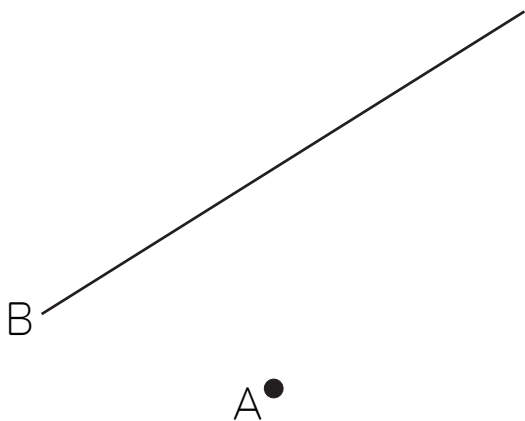
A●



(4)



(5)



(6)

